

Chocolate Tart

Cuisine: English
Food category: Desserts



Author: Phil Smith

Company: Retigo





Program steps


Preheating:


200 °C

1


 Hot air


 0 %


 Termination by time

 00:15

hh:mm

 180 °C

 100 %



Ingredients - number of portions - 8

Name	Value	Unit
ready-made shortcrust pastry	375	g
double cream	300	ml
sugar	10	g
salt	2	g
Unsalted butter	50	g
dark chocolate 70%	200	g
Whole milk lukewarm	50	ml
pork lard	100	g

Nutrition and allergens


Allergens: Minerals: Ca, Co, Cu, Fe, I, K, Mg, Mn, Na, P, Zn Vitamins: A, C, E	
Nutritional value of one portion	Value
Energy	623.8 kJ
Carbohydrate	26.8 g
Fat	37.3 g
Protein	5.3 g
Water	0 g

Directions

Line a tart tin with the pastry and blind bake.
Heat the cream, sugar and a little sea salt in the oven until hot, then place the butter and chocolate into the cream and mix, at the end, pour in the milk and continue mixing.
When the mixture has cooled a little, pour into the blind baked pastry, sprinkle with more of the sea salt and place in the refrigerator.

Serve with clotted cream

Recommended accessories



Stainless wire shelving